

Designed by
VERNER PANTON

OFFICIAL CERTIFICATED DANISH DESIGN ICONS

Exclusively Produced by
VERPAN

VERPAN

FACTSHEETS

Cloverleaf sofa in- and outdoor



CLOVERLEAF (RIGHT & LEFT UNIT) Sofa in- and outdoor 1969

Description

Modular sofa system consisting of right, left, middle and extension unit.

Material

Rotational molded PE Polyethylen.

Product dimensions - right/left unit

L: 114.5 cm (45.1")

W: 115.5 cm (45,3")

H: 80 cm (31.5")

Seat height: 40 cm (15.7")


Box dimensions

124 x 124 x 105 cm (48.8 x 48.8 x 41.3") Stackable wooden crates.

Weight

40 kg

Colour options



CLOVERLEAF (MIDDLE UNIT)

Sofa in- and outdoor

1969

Description

Modular sofa system consisting of right, left, middle and extension unit.

Material

Rotational molded PE Polyethylen.

Product dimensions - middle unit

L: 142 cm (55.9")

W: 158 cm (62.2")

H: 80 cm (31.5")

Seat height: 40 cm (15.7")

Box dimensions


149 x 152 x 105 cm (58.7 x 59.9 x 41.3")

Stackable wooden crates.

Weight

51 kg

Colour options



CLOVERLEAF (EXTENSION UNIT)

Sofa in- and outdoor

1969

Description

Modular sofa system consisting of right, left, middle and extension unit.

Material

Rotational molded PE Polyethylen.

Product dimensions - extended unit

L: 130 cm (51.2")

W: 113 cm (44.5")

H: 80 cm (31.5")

Seat height: 40 cm (15.7")

Box dimensions


149 x 152 x 105 cm (58.7 x 59.9 x 41.3")

Stackable wooden crates.

Weight

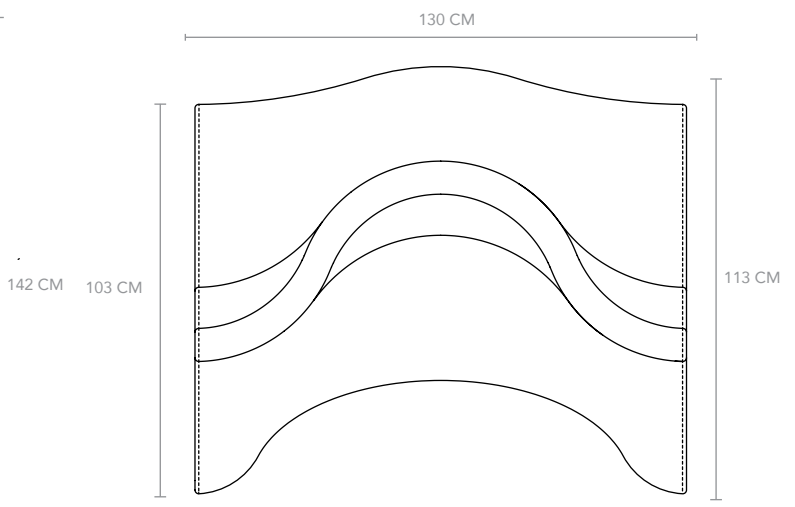
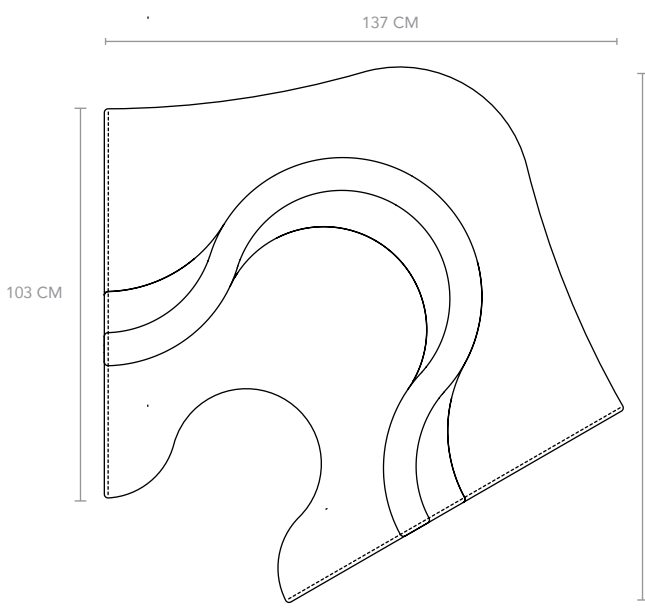
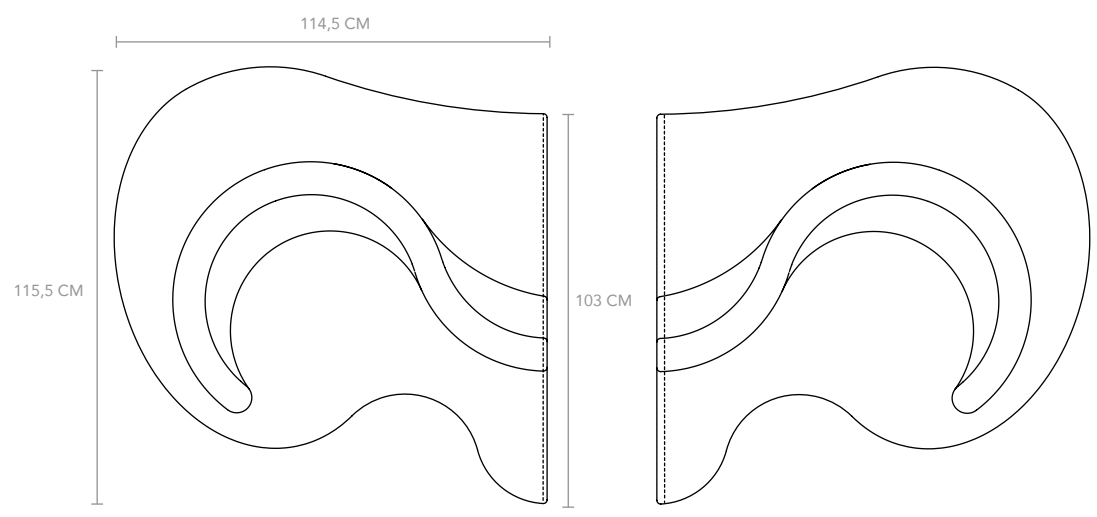
47 kg

Colour options

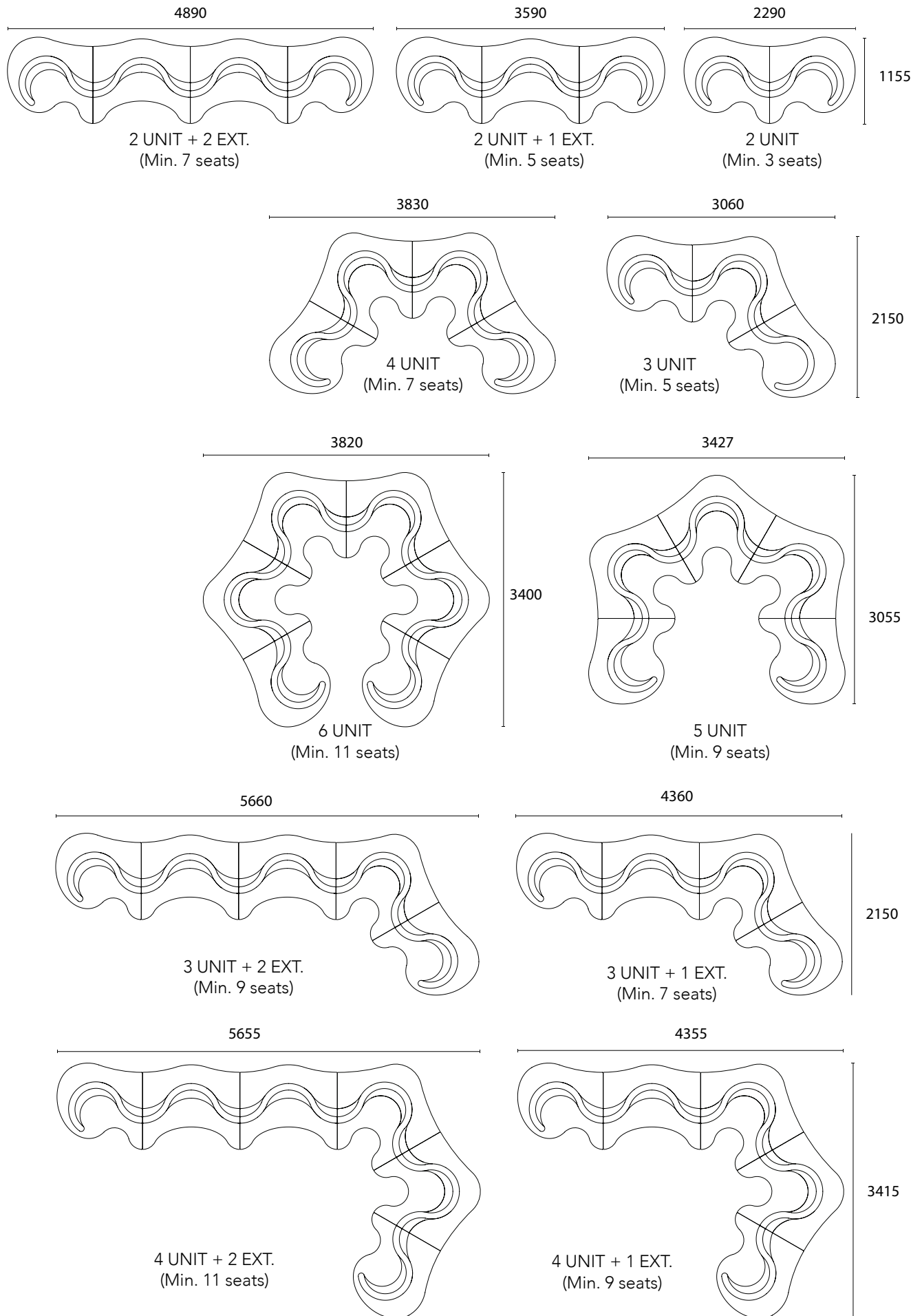


CLOVERLEAF SOFA

Dimension overview



SELECTED UNIT COMPOSITIONS..



OBS! Dimensions must be read with a tolerance ± 50 mm depending on variant (upholstery / PE), choice of fabric, unit compositions ect.